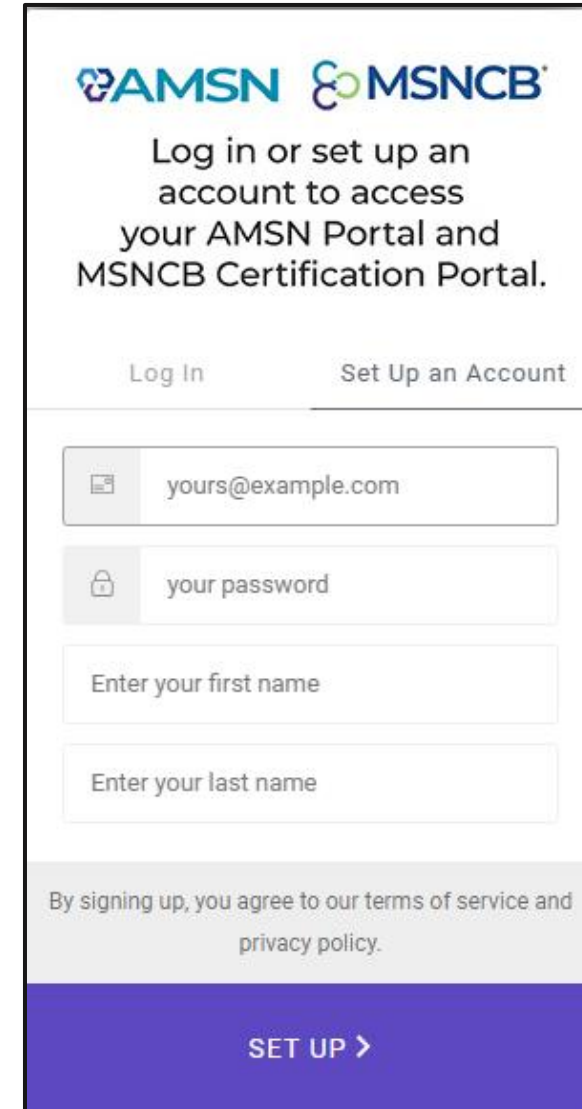


Applying for Certification

2025 Application User Guide

Step 1: MSNCB Account Creation

- To apply for either the CMSRN or CAVRN exam, **you will need an MSNCB account:**
 - Go to [MSNCB.org](https://www.msn.cb.org) and select: **Create Account**
 - On the login page, select **Set Up an Account**
- After creating your account and verifying your email, you will be asked enter your profile information.



The screenshot shows the MSNCB login and account creation page. At the top, the AMSN and MSNCB logos are displayed. Below them, the text reads: "Log in or set up an account to access your AMSN Portal and MSNCB Certification Portal." There are two tabs: "Log In" and "Set Up an Account", with the latter being selected. The form includes fields for email (yours@example.com), password (your password), first name, and last name. At the bottom, there is a checkbox for agreeing to terms and a large blue "SET UP >" button.

AMSN MSNCB

Log in or set up an account to access your AMSN Portal and MSNCB Certification Portal.

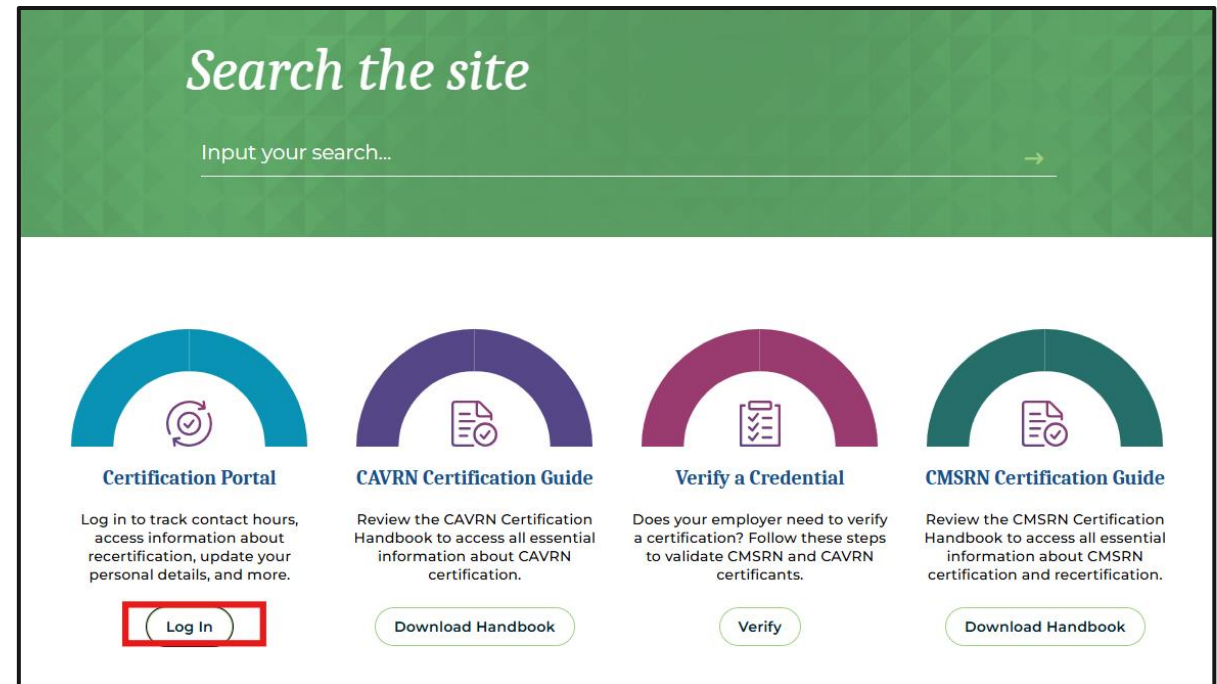
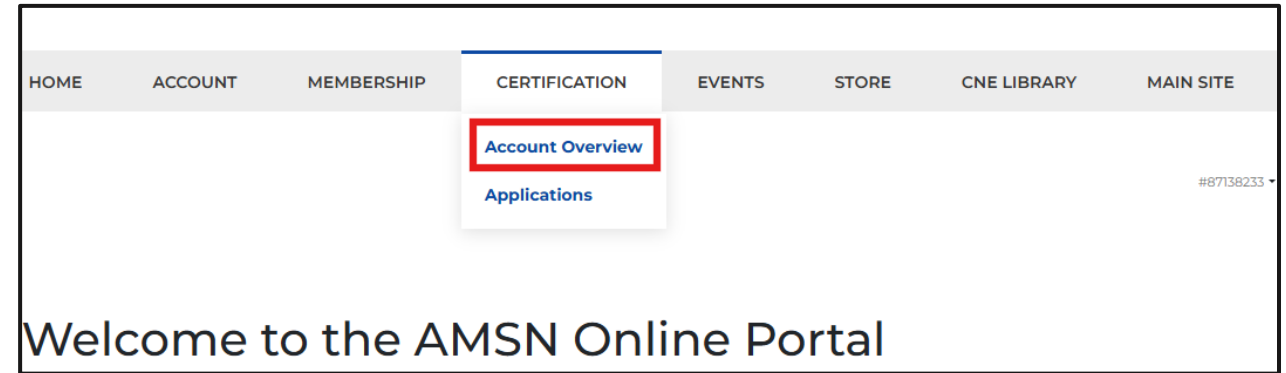
Log In Set Up an Account

By signing up, you agree to our terms of service and privacy policy.

SET UP >

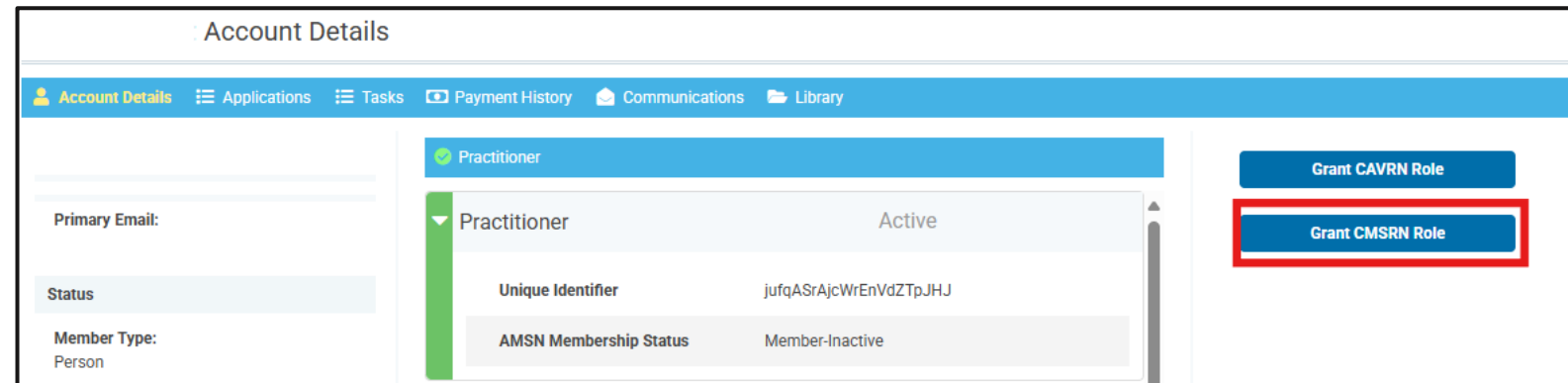
Step 1: MSNCB Account Creation Cont.

- After finishing your account set up, to start an application, navigate to:
 - **Certification** > [Account Overview](#).
- Additionally, you can also access your certification portal quicker on:
 - [MSNCB.org](#) and scrolling down to [Certification Portal](#)



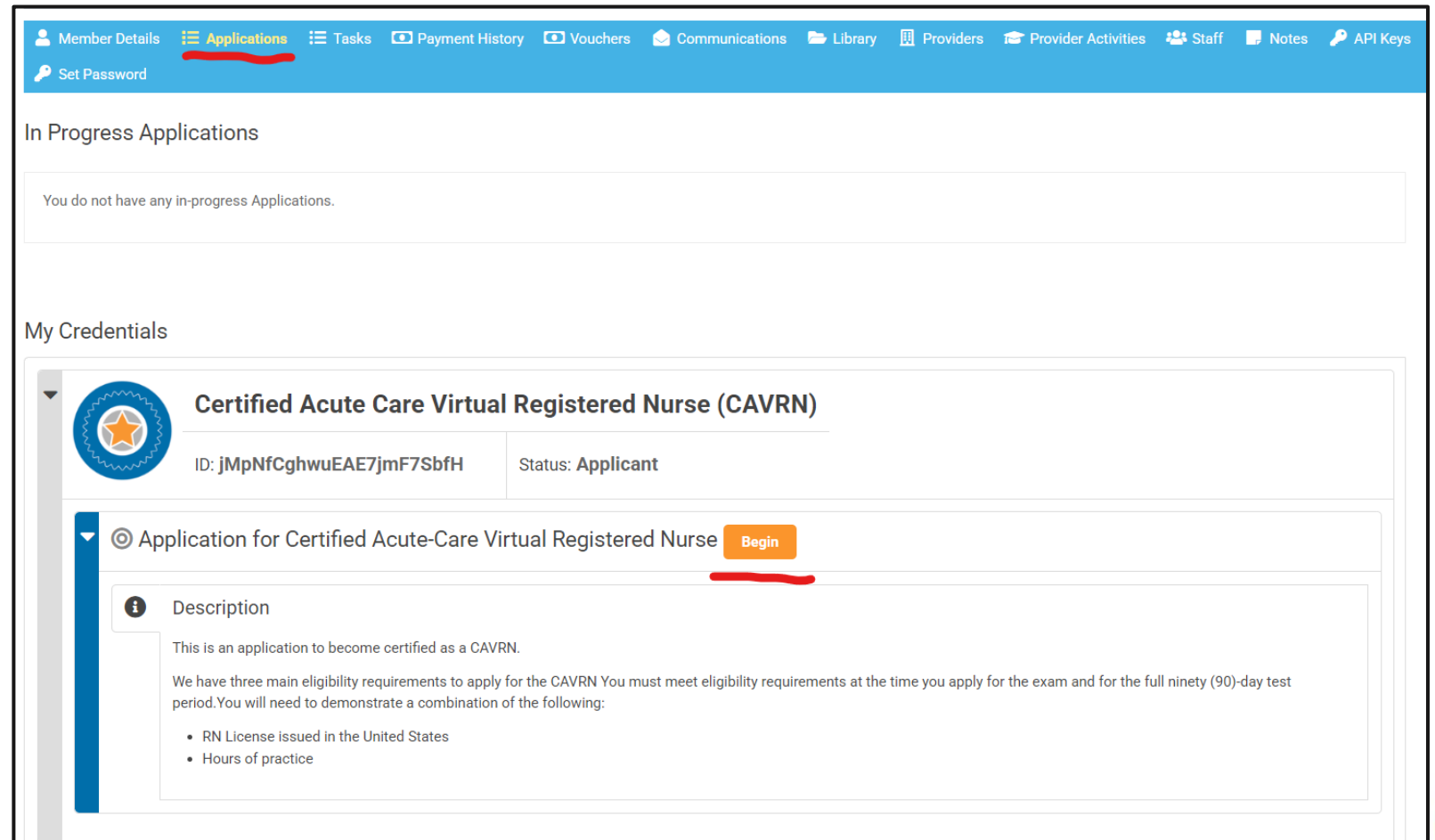
Step 2: Starting an Application

- If this is your first time starting an application, you will need to grant yourself access.
 - On your Account Overview, please click either:
 - **Grant CMSRN** or **Grant CAVRN**
- Once selected, you can now start an application!



Step 2: Starting an Application

- Select **Applications** on the top blue bar
- Click **Begin** to start your application process



The screenshot displays the MSN CB member portal interface. At the top, a blue navigation bar contains several menu items: 'Member Details', 'Applications' (highlighted with a red underline), 'Tasks', 'Payment History', 'Vouchers', 'Communications', 'Library', 'Providers', 'Provider Activities', 'Staff', 'Notes', and 'API Keys'. Below the navigation bar, the 'In Progress Applications' section shows a message: 'You do not have any in-progress Applications.' The 'My Credentials' section features a circular profile icon with a star, the title 'Certified Acute Care Virtual Registered Nurse (CAVRN)', and the ID 'jMpNfCghwuEAE7jmF7SbfH'. The status is listed as 'Applicant'. Below this, there is a section for 'Application for Certified Acute-Care Virtual Registered Nurse' with a red 'Begin' button. A description box provides details about the application process, including eligibility requirements: 'RN License issued in the United States' and 'Hours of practice'.

Step 3: Completing your Requirements

- Your application process will revolve around these main steps:
 - RN License
 - Work Experience
- To fill out the requirements, please enter your RN License details and Work Experience using the **Orange** and **Blue** buttons.

Application for Certified Acute-Care Virtual Registered Nurse (02/25/2025 to 02/24/2026) Return to: [Applications](#)

Completing Application

Requirements

You must hold a current, unexpired Nursing License 0 of 1

You must have worked 1,000 practice hours within the last two (2) years in an acute-care virtual nursing setting. Practice may be as a clinical nurse, as a manager, or as an educator. 0 of 1000

Legend

- Units Added
- Remaining
- Completed

RN License

Enter details about your nursing license in this section ([show more](#))

Nursing License **Enter Details**

Acute Care VRN Experience Hours Added 0

You must have worked two (2) full years in a virtual acute-care setting with your RN license.

To demonstrate that you have enough work experience, please add positions relevant to this credential. You will enter details about your employer and employment, including your start and end dates. The system will calculate the number of hours to count towards requirements based on how many hours per week you worked during that period.

[\(show less\)](#) **+ Add Position**

Step 3: RN License and Work Experience

- Please fill out each form completely and make sure to hover over the blue bubbles left of the required field if you need additional information
- If your state no longer supplies RN licenses?
 - You can use the site [Nursys.com](https://www.nursys.com), a free national database of RN licenses, to find your license and download the report from there for supporting documentation.
 - Using your RN information from Nursys in your application will make the RN verification process smoother!

Nursing License: License Details

Please provide the requested information below. Please enter your RN license number exactly as it appears on your license certification.

RN License Country: United States

Jurisdiction*:

1 Nursing License Number*:

2 Issue Date*:

3 Expiration Date*:

SSN (last four digits)*:

Birth Year*:

Upload a copy of your nursing license*: [Choose from library](#) or

CAVRN Work History: Work Experience

Instructions:

As part of your eligibility requirements to apply for certification, you must demonstrate that you have completed the required number of hours of virtual nursing practice in an **acute-care** setting.

Please provide the information below. If your application is selected for audit, your supervisor will be asked to verify this experience.

Employer*:

Position Title*:

Start Date*:

1 End Date*:

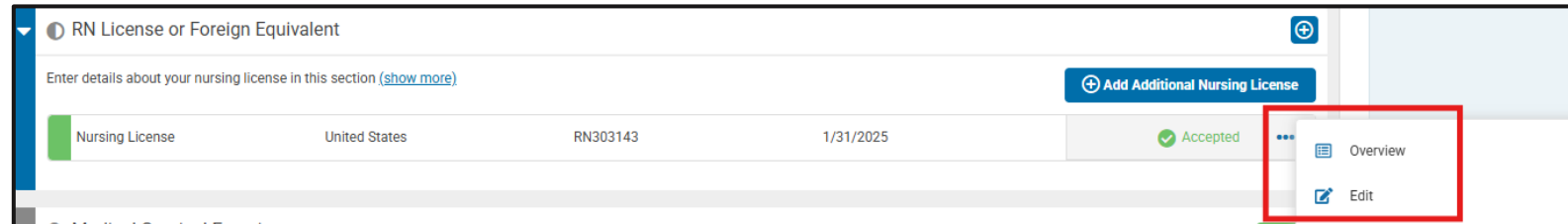
Hours Per Week*:

Supervisor Name*:

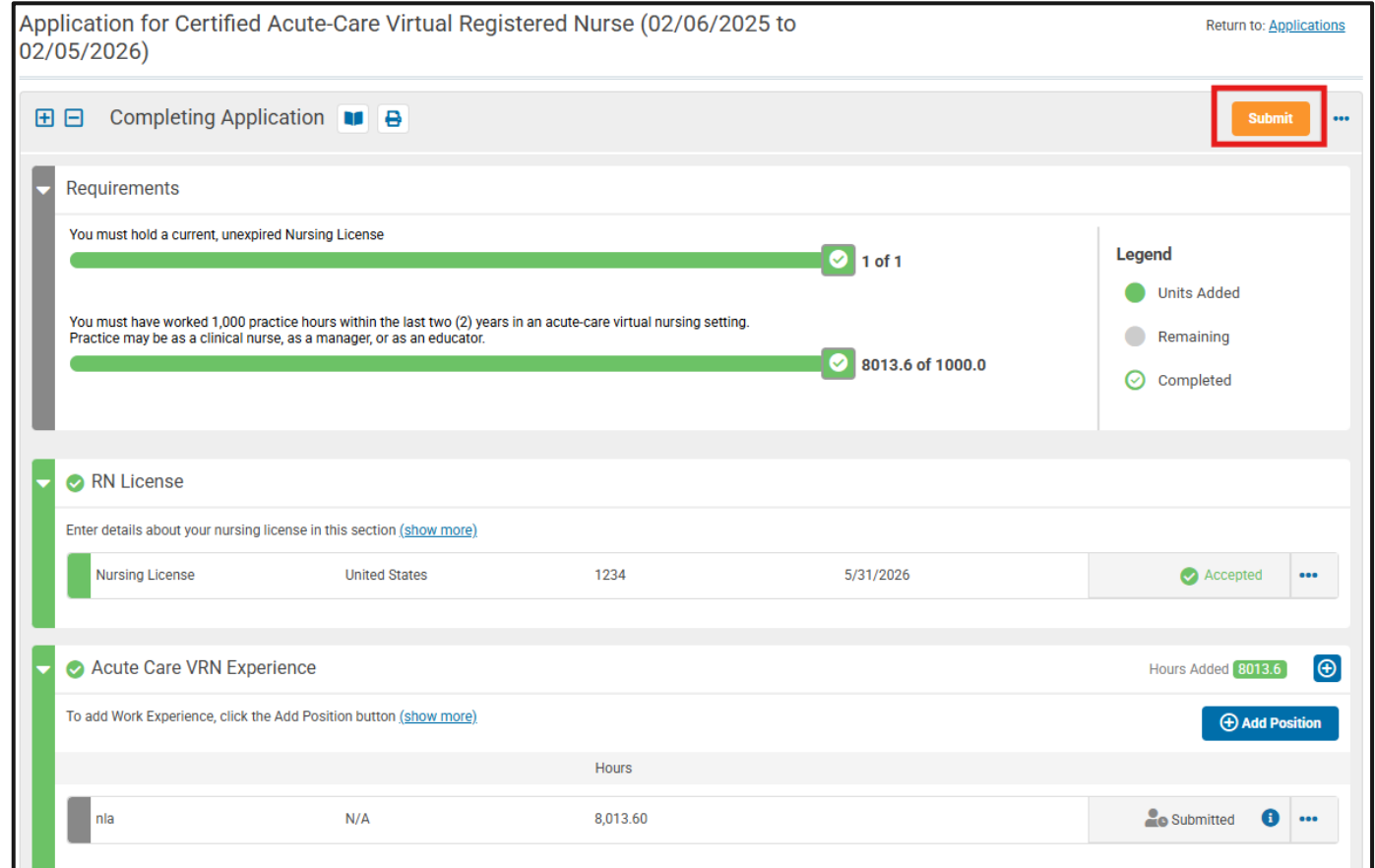
2 Supervisor Email*:

Step 4: Application Submission

- Once you have completed all requirements, please **Submit** the application.
 - Please note: You can only submit the application once the progress bars underneath Requirements are marked green and checked.**
 - If you need to edit any entries, click the **3 blue dots** next to each entry and select **edit**
- After submission, you can move forward and pay the associated fees.
- All applications are approved in 1-2 business days, and you should receive an email confirmation
 - If you do not receive an email, please check back into your application to see if it was marked approved.



RN License or Foreign Equivalent				
Enter details about your nursing license in this section (show more)				
Nursing License	United States	RN303143	1/31/2025	Accepted



Application for Certified Acute-Care Virtual Registered Nurse (02/06/2025 to 02/05/2026) [Return to: Applications](#)

Completing Application

Requirements

- You must hold a current, unexpired Nursing License **1 of 1**
- You must have worked 1,000 practice hours within the last two (2) years in an acute-care virtual nursing setting. Practice may be as a clinical nurse, as a manager, or as an educator. **8013.6 of 1000.0**

Legend

- Units Added
- Remaining
- Completed

RN License

Enter details about your nursing license in this section ([show more](#))

RN License				
Nursing License	United States	1234	5/31/2026	Accepted

Acute Care VRN Experience Hours Added **8013.6**

To add Work Experience, click the Add Position button ([show more](#)) [Add Position](#)

Acute Care VRN Experience				
Hours				
n/a	N/A	8,013.60	Submitted	

AMSN Membership & CMSRN Studying Tools

- Discounts on Exam Fees
 - Becoming an AMSN member grants a significant discount for both the initial exam attempt and retake!

	AMSN Member Fee	Standard Fee
Initial Exam	\$267	\$394
First-time Retake Exam	\$189	\$315

- For Exam Resources

AMSN offers three main studying tools for the CMSRN which can be found on the Online Library:






- [Certification Review Course](#) (self-paced overview of exam concepts)
- [Practice Exam](#) (with 150 questions)
- [Core Curriculum 6th Edition](#) (full detailed concepts of exam material)

- Learn more about AMSN's [member benefits](#) and [become a member](#) today!

Selected for Audit?



- 10% of applications are randomly selected for audit
- After being selected, your supervisor listed in your work history should have received an automated email asking to verify your work experience
- They will need to complete the emailed questions for your work verification to be complete
 - If they have not received this email, please contact us at msncb@msncb.org and we can send you and your supervisor the questions that need to be answered!

Application for Certified Medical-Surgical Registered Nurse (11/12/2023 to 11/11/2024) Return to: [Applications](#)


  Awaiting Verification   Awaiting Verification 

Requirements




You must hold a current, unexpired Nursing License

  1 of 1

You must have worked 2,000 practice hours within the last three (3) years in a medical-surgical setting. Practice may be as a clinical nurse, as a manager, or as an educator.







 68% 1378.8 of 2000.0

Legend

-  Units Added
-  Remaining
-  Completed

Medical-Surgical Experience Hours Added **1378.8**





To add med-surg experience, click the Add Position button ([show more](#))

		Hours	
	HCA FLORIDA BAYONET POINT HOSPITAL	HUMAN RESOURCES	1,378.80
			 Submitted 
	LIFE CARE CENTER OF NEW PORT RICHEY	Ivy Larsen	3,104
			 Sent for Verification 



Schedule Your Exam



- Once you are authorized to test, you can schedule your exam directly on the application
- Clicking **Manage Exam** will present options to either:
 - Manage Exam via Pearson
 - Request Extension

Application for Certified Medical-Surgical Registered Nurse (01/28/2024 to 01/27/2025) [Return to: Applications](#)




Eligible to Test   Awaiting Testing  

Requirements




You must hold a current, unexpired Nursing License   1 of 1

You must have worked 2,000 practice hours within the last three (3) years in a medical-surgical setting. Practice may be as a clinical nurse, as a manager, or as an educator.   4672.8 of 2000.0




Legend


-  Units Added
-  Remaining
-  Completed

Examination

	Exam Eligibility End Date	Exam Date	Results	
	CMSRN Exam	2/8/2025		 

FailSafe Program

				 
---	--	--	--	---


CMSRN Exam: Awaiting Exam Results 


Exam Code: CMSRN

FailSafe Employer:

Exam Eligibility Start Date: 11/10/2024

Exam Eligibility End Date: 2/8/2025

Exam Appointment: 

[Close](#) 

Need to Register for Retake?

- All applications **only** have two attempts
 - If you have failed the first attempt, your second exam attempt will be offered at a discounted fee
 - If you *do* fail the second exam attempt, you will need to reapply using a new application
- Select **Register for Retake** in order to schedule another exam
 - If your RN license has expired, click the **3 blue dots** next to the entry and select **Edit** to change the dates

Application for Certified Medical-Surgical Registered Nurse (01/25/2025 to 01/24/2026) Return to: [Applications](#)

[+](#) [-](#) Register for Retake [📖](#) [📄](#) Register for Retake [⋮](#)

Requirements

You must hold a current, unexpired Nursing License

1 of 1

Legend

- Units Added
- Remaining
- Completed

Examination

	Exam Eligibility End Date	Exam Date	Results	
CMSRN Exam	5/7/2025	Feb 12 2025 1:00 PM - 4:30 PM (Central Time (US and Canada))	Fail	Not Passed ⋮

RN License or Foreign Equivalent [+](#)

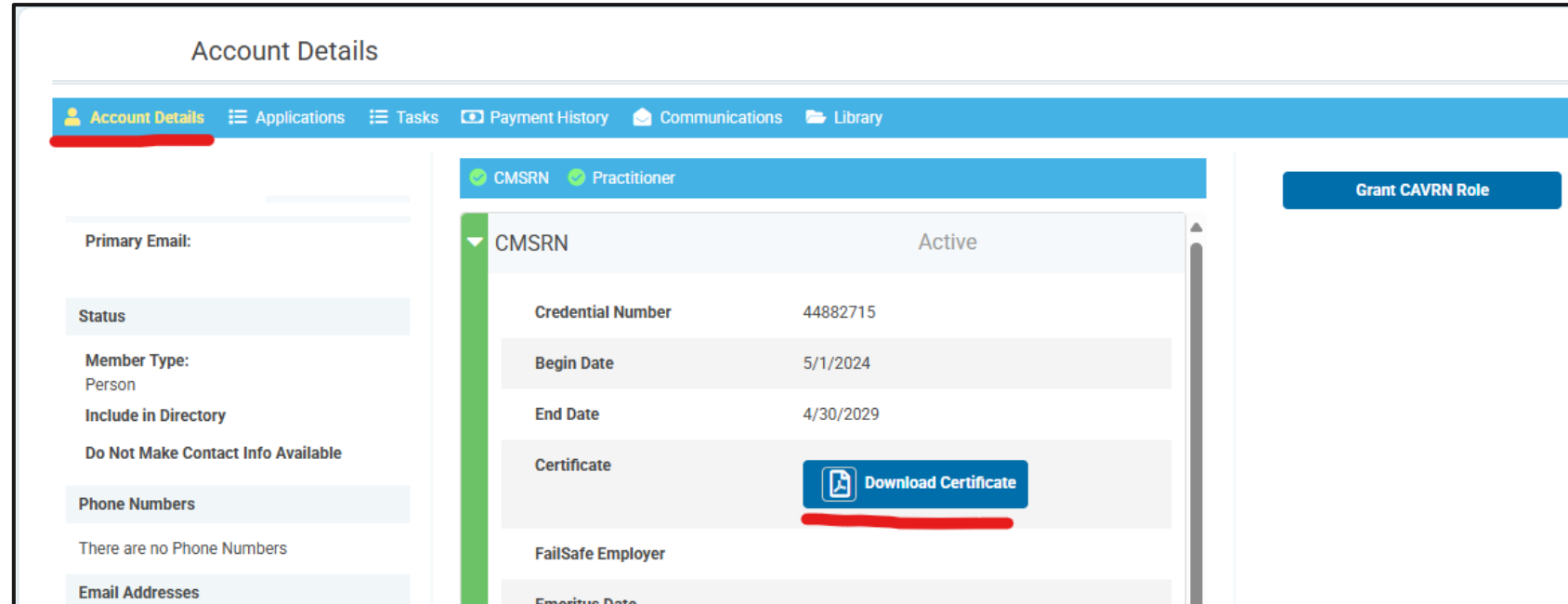
Enter details about your nursing license in this section ([show more](#)) [Add Additional Nursing License](#)

Nursing License	United States	RN303143	1/31/2025	Accepted ⋮
-----------------	---------------	----------	-----------	---

[Overview](#)
[Edit](#)

You Are Now Certified!

- Once you have passed your exam, you can find the downloadable certificate!
 - You can find it on **Account Details**
 - You may need to click the **CMSRN** drop down to see the blue button
 - If you would like to receive your digital badge, please email us at msncb@msncb.org requesting one
- If you would like to purchase a CMSRN pin, you can do so under **Applications** and click **Begin** a pin application
 - You may need to click **My Credentials** to see the application.



Account Details

[Account Details](#) [Applications](#) [Tasks](#) [Payment History](#) [Communications](#) [Library](#)

Primary Email:

Status

Member Type: Person

Include in Directory

Do Not Make Contact Info Available

Phone Numbers

There are no Phone Numbers

Email Addresses

CMSRN Practitioner

CMSRN Active

Credential Number 44882715

Begin Date 5/1/2024

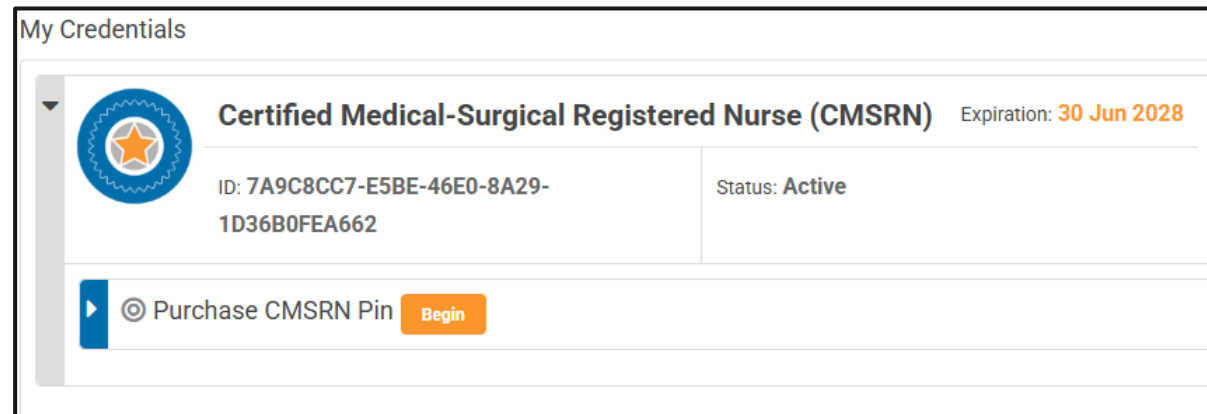
End Date 4/30/2029

Certificate [Download Certificate](#)


FailSafe Employer

Emeritus Date

[Grant CAVRN Role](#)



My Credentials

 **Certified Medical-Surgical Registered Nurse (CMSRN)** Expiration: 30 Jun 2028

ID: 7A9C8CC7-E5BE-46E0-8A29-1D36B0FEA662 Status: Active

[Purchase CMSRN Pin](#) [Begin](#)